



HAL
open science

Pepfar 3.0's HIV testing policy in Côte d'Ivoire (2014 to 2018): fragmentation, acceleration and disconnection

Anne Bekelynck, Joseph Larmarange

► **To cite this version:**

Anne Bekelynck, Joseph Larmarange. Pepfar 3.0's HIV testing policy in Côte d'Ivoire (2014 to 2018): fragmentation, acceleration and disconnection. *Journal of the International AIDS Society*, 2019, 22 (12), pp.e25424. 10.1002/jia2.25424 . ird-03883794

HAL Id: ird-03883794

<https://ird.hal.science/ird-03883794>

Submitted on 4 Dec 2022

HAL is a multi-disciplinary open access archive for the deposit and dissemination of scientific research documents, whether they are published or not. The documents may come from teaching and research institutions in France or abroad, or from public or private research centers.



L'archive ouverte pluridisciplinaire **HAL**, est destinée au dépôt et à la diffusion de documents scientifiques de niveau recherche, publiés ou non, émanant des établissements d'enseignement et de recherche français ou étrangers, des laboratoires publics ou privés.



Distributed under a Creative Commons Attribution 4.0 International License

RESEARCH ARTICLE

Pepfar 3.0's HIV testing policy in Côte d'Ivoire (2014 to 2018): fragmentation, acceleration and disconnection

Anne Bekelynck^{1,2,§}  and Joseph Larmarange^{2,3}  for the ANRS 12323 DOD-CI Study Group

[§]Corresponding author: Anne Bekelynck, PAC-CI, CHU de Treichville, 18 BP 1954 Abidjan 18, Côte d'Ivoire. Tel: 00225 42 32 32 22. (annebekelynck@hotmail.com)

Abstract

Introduction: HIV Testing and Counselling (HTC) remains a key challenge in achieving control of the HIV epidemic by 2030. In the early 2010s, the President's Emergency Plan for AIDS Relief (Pepfar) adopted targeted HTC strategies for populations and geographical areas most affected by HIV. We examine how Pepfar defined targeted HTC in Côte d'Ivoire, a country with a mixed HIV epidemic, after a decade of expanding HTC services.

Methods: We explored the evolution of HTC strategies through the Country Operational Plans (COP) of Pepfar during its phase 3.0, from COP 14 to COP 17 (October 2014 to September 2018) in Côte d'Ivoire. We conducted an analysis of the grey literature over the period 2014 to 2018 (Budget & Target Report, Strategic Direction Summary, Sustainability Index and Dashboard Summary, <https://data.pepfar.gov>). We also conducted a qualitative study in Côte d'Ivoire (2015 to 2018) using in-depth interviews with stakeholders in the AIDS public response: CDC/Pepfar (3), Ministry of Health (3), intermediary NGOs (7); and public meeting observations (14).

Results: Since the COP 14, Pepfar's HIV testing strategies have been characterized by significant variations in terms of numerical, geographical and population targets. While the aim of COP 14 and COP 15 seemed to be the improvement of testing efficacy in general and testing yield in particular, COP 16 and COP 17 prioritized accelerating progress towards the "first 90" (i.e. reducing the proportion of people living with HIV who are unaware of their HIV). A shift was observed in the definition of testing targets, with less focus on the inclusion of programmatic data and feedback from field actors, and greater emphasis on the use of models to estimate and disaggregate the targets by geographical units and sub-populations (even if the availability of data by this disaggregation was limited or uncertain); increasingly leading to gaps between targets and results.

Conclusions: These trials and tribulations question the real and long-term effectiveness of annually-revised, fragmented strategies, which widen an increasing disparity between the realities of the actors on the ground and the objectives set in Washington.

Keywords: Pepfar; HIV testing; Health policy; COP (Country operational Plan); Côte d'Ivoire; Africa

Received 12 June 2019; Accepted 14 November 2019

Copyright © 2019 The Authors. *Journal of the International AIDS Society* published by John Wiley & Sons Ltd on behalf of the International AIDS Society.

This is an open access article under the terms of the Creative Commons Attribution License, which permits use, distribution and reproduction in any medium, provided the original work is properly cited.

1 | INTRODUCTION

HIV Testing and Counselling (HTC) remains the first challenge in achieving control of the HIV epidemic by 2030. Despite significant progress, it was estimated that in 2017 only 75% of people living with HIV (PLHIV) knew their status worldwide; this proportion dropping to 48% in western and central Africa [1]. HTC is the gateway to accessing antiretroviral treatment, with individual benefits in terms of reduced rates of morbidity and mortality [2], as well as collective prevention benefits through the reduction in transmission risks stemming from the suppression of viral load among PLHIV on ART [3,4].

Thanks to the emergence of international donors (in particular the US *President's Emergency Plan for AIDS Relief* or Pepfar in 2003 and the Global Fund to Fight AIDS, Tuberculosis and Malaria in 2002), HTC programmes have been scaled-up across sub-Saharan Africa.

Côte d'Ivoire was one of the 15 countries initially chosen by Pepfar in 2004, when adult HIV prevalence was 7%, and the only country in western Africa to receive the majority (72%) of its HIV funding from this donor, well ahead of the proportion contributed by the Global Fund to Fight AIDS Tuberculosis and Malaria (17%) and the Ivoirian State (11%) (2015 to 2017) [5]. The HIV epidemic in Côte d'Ivoire is mixed, with a relatively low HIV prevalence in general population (2.9% in 2017 to 2018) [6] and significantly higher prevalence observed in some "key populations" such as female sex workers (12.2%) and men having sex with men (12.3%) (Unaid 2017).

In Côte d'Ivoire, Pepfar supported a set of measures that has considerably extended the coverage of people knowing their HIV status over the 2004 to 2014 period [7]. Free HTC was adopted in 2004. HTC services have been gradually expanded to medical centres, tuberculosis sites and antenatal

clinics. In 2010, the country adopted provider-initiated testing and counselling strategies [8,9], which recommend HTC to all adults and adolescents seen in all health facilities. Pefar also implemented other strategies: mass HTC campaigns coupled with awareness campaigns, mobile and door-to-door HTC, and outreach activities for high-risk groups. Although HTC coverage increased significantly (from 45,000 HIV tests performed in 2004 to more than 1.5 million in 2014), it was estimated that 87% of new infections originated from people unaware of their status over the period 2005 to 2015 [10] and that only 54% of PLHIV knew their status in 2018 [11].

Since the early 2010s, and the emerging hope for an “AIDS-free generation” [12,13], international guidelines have focused on intensifying efforts and accelerating the response to HIV. In 2011, the United Nations (UN) General Assembly adopted the *Political Declaration on HIV and AIDS: Intensifying Our Efforts to Eliminate HIV and AIDS* [14]. In 2014, Unaid introduced the *90-90-90 targets – An ambitious treatment target to help end the AIDS epidemic* so that 90% of people living with HIV should know their status, 90% of those should be on treatment and 90% of those should have a controlled viral load by 2020 [15]. In June 2016, the UN General Assembly adopted its *Fast Track* strategy, with the aim of ending the HIV epidemic by 2030 [16]. These ambitious goals posed huge challenges to the capacity of health systems [17] and to the constrained resources available [18,19].

In 2018, the UN stated that national and international resource availability for the global HIV response was far from the commitment made in the 2016 *Political Declaration* (approximately USD 19 billion instead of the USD 26 billion expected per year); and that funding levels had plateaued in recent years [20]. With the increase in the number of people on treatment and the ever-increasing needs, donors have faced strong pressure to optimize their resources [21].

In particular, Pefar, which has been the largest bilateral donor in the fight against HIV, expressed its will to achieve a greater and accelerated impact, through better use of data, evidence and monitoring [22–25]. In December 2014, Pefar initiated its phase 3.0. (*Controlling the Epidemic: Delivering on the Promise of an AIDS-free Generation*), which was “pivoting to a data-driven approach that strategically targets geographic areas and populations where [they could] achieve the most impact for [their] investments” [26]. Regarding HTC, Pefar moved from a “scale-up” to a “scale-down” approach [27–30], with the adoption of HTC activities targeting specific populations and geographical areas, potentially most affected by HIV.

This article aims to analyse this paradigm shift, including how Pefar defined and implemented targeted HTC strategies in Côte d'Ivoire as part of Pefar 3.0, after a decade of expanding HTC services. We analyse the construction of Pefar's strategic choices, between, on the one hand, the willingness to achieve better “value for money” through targeting HTC services and, on the other hand, the willingness to reduce the gaps in the first 90 target.

2 | METHODS

We used two primary sources of data: (i) grey literature produced by Pefar between 2014 and 2018 and (ii) a qualitative survey conducted between 2015 and 2018.

Pefar's grey literature included *Country Operational Plans* (COP), *Budget & Target Reports*, *Strategic Direction Summary*, *Sustainability Index and Dashboard Summary* (when they existed), as well as internal presentations from the National Pefar Office, *Country/Regional Operational Plan Guidance*, *Annual Report to Congress*, *Pefar Strategic Plan 3.0* and Côte d'Ivoire's HTC data at <https://data.pepfar.gov>.

We explored the evolution of Pefar's HTC strategies in Côte d'Ivoire using COP 14 to COP 17 (October 2014 to September 2018) corresponding to the Pefar 3.0 period. The COP is an annual work plan for the US government that serves as the basis for approval of annual US government bilateral HIV/AIDS funding in most countries (<https://data.pepfar.gov/glossary>). For each funded country, it sets out Pefar's strategy for the following year (for instance, COP 14 decides what will be funded during the fiscal year 2015, that is, from September 2014 to October 2015); it sets the targets that each implementer will have to achieve, by geographical area and by sub-population. We tabulate these data by Pefar objectives (i.e. the number of people receiving testing and counselling services, the number of people newly diagnosed with HIV, and the testing yield, defined as the number of HIV diagnoses divided by the number of tests undertaken), the population and geographical targets, and the strategic activities, from COP 14 to COP 17.

We supplemented this documentary research with qualitative interviews conducted with Pefar staff in Côte d'Ivoire (3), representatives from the Ivorian Ministry of Health (3) as well as directors, monitoring & evaluation managers, project managers and regional coordinators from seven implementing non-governmental organizations (three of whom mainly delivered clinic-based services, and four providing community-based services). The interviews focused on participants' perspectives of recent developments in HTC policies, how targets were defined, the relevance of these targets, the effects of these policy changes on their current practice and the challenges they encountered. With the verbal consent of the respondents, the interviews were recorded, transcribed and then anonymized. In case of refusal, written notes were taken during the interview. We also conducted observations of meetings between Pefar, its partners and the Ministry of Health (e.g. presentations of the mid-term results of COP 15, preparations for COP 17) (2) as well as meetings held by the HTC Department of the National HIV/AIDS Program of the Ministry of Health (12). The interview and observation data were coded with the aid of NVivo 11, and analysed using a thematic approach.

This research was embedded within the “Demand and Supply for HIV and Hepatitis B and C Testing” project (ANRS 12323 DOD-CI), which received ethical approval from the National Research Ethics Committee of the Ministry of Health of Côte d'Ivoire on 5 May 2015 (N°019/MSLS/CNER-dkn).

3 | RESULTS

3.1 | COP 14 (October 2014 to September 2015): improving the yield

In April 2014, Deborah Birx, a promoter of evidence-based policies, was nominated as the US Global AIDS Coordinator. This appointment was in line with the elaboration of the

COP 14 (occurring in spring 2014) and the Pefpar 3.0 plan. It established a global strategy looking for improved yield and return on investment, through targeted actions with high impact. A detailed table of targets (“Budget & Targets”) was introduced, with a breakdown by sex, age and HIV status. The COP 14 established a “high-yield testing strategy,” to maximize the number of new HIV diagnoses at a constant cost, thereby representing increased value for money, and a greater chance of controlling the epidemic. Based on a mix of epidemiological and programmatic data, this COP introduced a categorization of health regions as “high-yield” regions (14 of the 19 health regions managed by Pefpar) and “low-yield” regions (5/19), with differentiated targets according to these new categories. Moreover, Pefpar decided to no longer support HTC sites with “low” or “zero” yield (less than five new HIV diagnosis per year), representing at that time 39% of testing sites in Côte d’Ivoire. General population-oriented HTC strategies were no longer funded by Pefpar, with the COP giving priority to strategies focusing on key populations (female sex workers and men having sex with men) and priority populations (pregnant women, 15 to 24 year-old women, 35 to 49 year-old men, truckers and seasonal workers).

3.2 | COP 15 (October 2015 to September 2016): rationalizing resources

The COP 15 (drafted in April 2015) was a step forward in promoting high impact strategies. Pefpar focused on rationalizing resources, and on ending what was perceived as a waste of inputs. The yield indicator was clearly presented in the COP 15 as a performance measure and the objectives in terms of new HIV diagnoses were finely disaggregated by sex, age and HTC approach. In view of their longer-term strategy of preparing for their withdrawal, and their consideration that the country should finance a higher part of the HIV programme, Pefpar cut its budget allocated to HTC by 64%. In line with new Unaid estimates regarding the number of people living with HIV in Côte d’Ivoire in 2014 (370,000 [31] compared to 450,000 [32] in the previous estimate from 2013), Pefpar reduced by half the number of HIV tests to be funded through the COP 15 (Figure 1).

Geographical prioritization was refined at the finer scale of health districts (79 covered by Pefpar), distinguishing between the “maintenance/sustainable” districts (40 districts where the HTC offer was reduced to a minimum), the “scale-up/aggressive scale-up” (24 districts) and the “scale-up to saturation/saturation” districts (15 districts where HTC was “active” or “massive”). National authorities did not officially adopt targeted HTC, but the weakness of their contribution to the budget of the national HIV response did not allow them to maintain, in practice, the principles of equity and of universal access to HTC, officially supported by the Ministry of Health [9].

While the COP 15 aimed to reduce the number of HIV tests performed, the number of individuals effectively tested for HIV was, at the end of the year, twice the target and represented only a small reduction compared to the number of tests conducted the previous year (Figure 1).

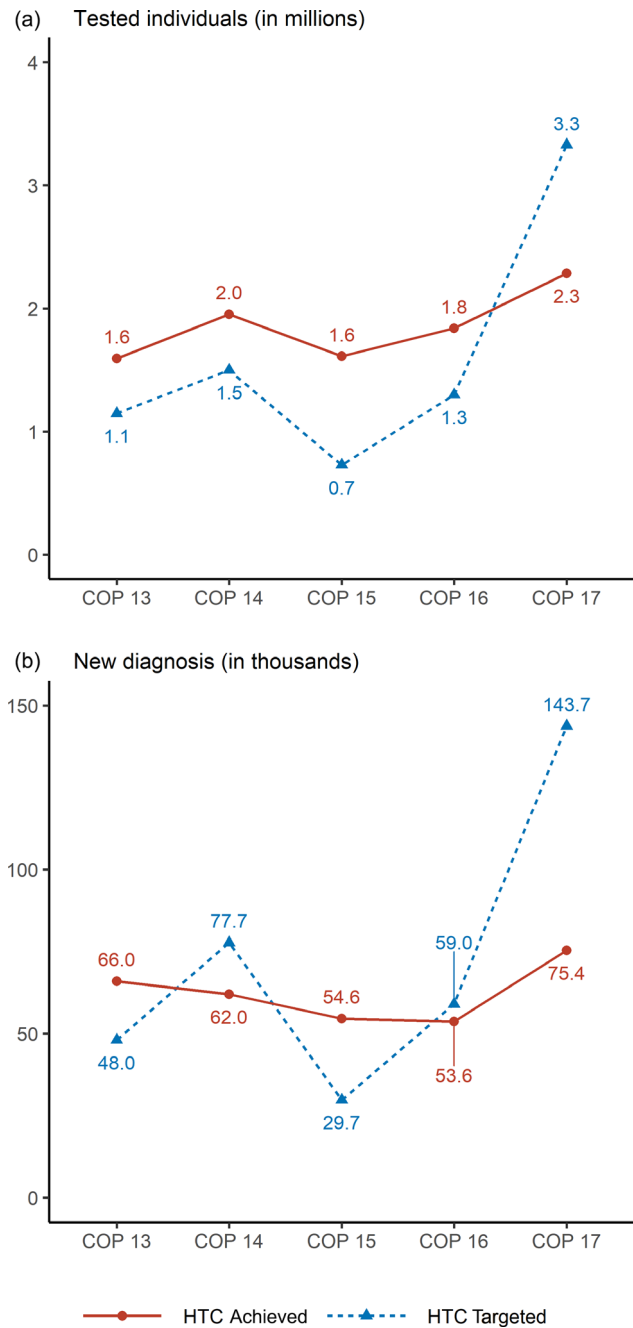


Figure 1. Targets and Results of Pefpar-funded HIV testing activities in Côte d’Ivoire (COP 13–COP 17): (a) tested individuals and (b) new diagnoses.

3.3 | COP 16 (October 2016 to September 2017): reintroducing HTC as a priority

For the COP 16, HTC was reintroduced as a priority. The amount allocated to HTC increased from 2% to 6% of the total budget. Targets were re-evaluated upward, with a doubling of the number of new HIV diagnoses to be achieved. This increase was again based on new estimates of the epidemic in Côte d’Ivoire from Unaid, the number of people living with HIV being now estimated at 460,000 [33]. This change was also in line with the introduction of the *Data Pack*

system by the Office of the US Global AIDS Coordinator (OGAC) of PEPFAR, used to define targets. Until then, the targets were (globally) defined in an inductive way, that is, according to past programmatic results (except for the COP 15 where a political choice prevailed). From COP 16, PEPFAR plans defined its targets in order to address the gap of the “1st 90,” at the health district level, favoring greater variations from one year to the next and less flexibility for local actors.

3.4 | COP 17 (October 2017 to September 2018): accelerating the search for HIV positives

The COP 17 marked a move to prioritize and intensify efforts on HTC, in line with all the debates on accelerating the control of the epidemic, formalized at the highest level in the *UN General Assembly Political Declaration on HIV and AIDS* adopted in June 2016 [16]. This translated into ambitious HTC targets: the number of new HIV diagnoses to be achieved in one year was multiplied by 2.4 (from 59,000 to 144,000). The detailed methodology used to produce this target was not available in the funder’s grey literature. According to a PEPFAR staff member in Côte d’Ivoire, this change was due to the literal application of the UNAIDS “1st 90” target, especially since the country had committed itself to achieving it by 2020. For the COP 17, the objectives were defined in a deductive way via the *Data-Pack* system, so that 90% of the 460,000 people living with HIV in Côte d’Ivoire would know their status by 2020.

In order to accelerate progress towards the “1st 90,” PEPFAR adopted a two-prong approach. First, it amended the characteristics of priority populations so as to increase the number of people to be targeted by testing services. In COP 17, men over 25 years old in the general population represented a new priority, recently defined by UNAIDS as a “blind spot” of the epidemic [34]. Strategies promoted by UNAIDS and WHO in 2017 to reach these hard-to-reach populations [35] were being developed, such as index-based testing (i.e. testing partners of people known to be living with HIV) and the introduction of self-testing for key populations and men. Secondly, it developed risk assessment tools for HTC providers to use to screen persons, as for key populations and the families of Orphans and Vulnerable Children (OVC).

3.4.1 | Focus on the yield (COP 14 – COP 17)

Since COP 14, the yield of HIV testing has become an increasingly important indicator of testing performance. Although yield targets fluctuated between COP 14 and COP 17, they were systematically higher than the actual yields achieved by implementing partners which decreased (Figure 2).

4 | DISCUSSION

This analysis of the evolution of the PEPFAR COPs in Côte d’Ivoire in recent years highlights how their approach significantly changed almost every year (Figure 3).

We observed significant variations in terms of numerical HTC targets, which were significantly reduced in COP 15, before becoming a programmatic priority in COPs 16 and 17. These different disruptions generated an increasingly

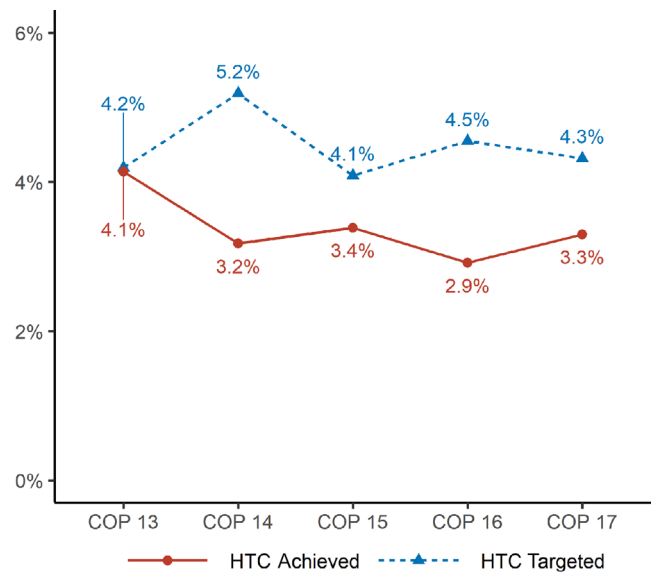


Figure 2. Yield of PEPFAR-funded HIV testing activities in Côte d’Ivoire (COP 13–COP 17) (in %).

pronounced gap between the targets that were set and the results that were achieved (see Figure 1), as implementers were not able to adapt their activities quickly enough to the shifting priorities.

Geographical targeting has also undergone significant changes, with a regional breakdown initially adopted (COP 14), followed by disaggregation at the health district level (COP 15), before being relatively stable (COP 16 to COP 17). These changes generated a reorganization of the implementing NGOs in the field, with human, technical and financial costs (readjustment of the actors of the national health system to the specific working methods of each implementing NGO, creation of trust between implementing NGOs, medical staff and local administrative authorities, redeployment of human resources). Targeted populations have also been subject to significant changes, with a focus on key populations and a few priority populations (COP 14), before expanding the scope to define men over 25 years as a new priority population.

The frequency and speed of these strategic reorientations were denounced by implementing NGOs as an obstacle to their efficiency and effectiveness, as they did not have time to adjust their strategies within the available timeframe.

“When you go through the first, second, third... when you get to the fourth and fifth places, you use less fuel because you have reached your cruising speed. We have trouble reaching our cruising speed, we spend our time downshifting, accelerating...” (Clinical NGO, Strategic Information Director)

This study underlines the limited possibility of implementing very rapidly evolving strategies – emphasized by the annual system of COPs – in a context where local actors have different adaptive capacities. PEPFAR focused mainly on the rapid deployment of its strategies, to report quickly on visible results to the US Congress, so as to prove the effectiveness and legitimacy of this Presidential Plan [36,37].

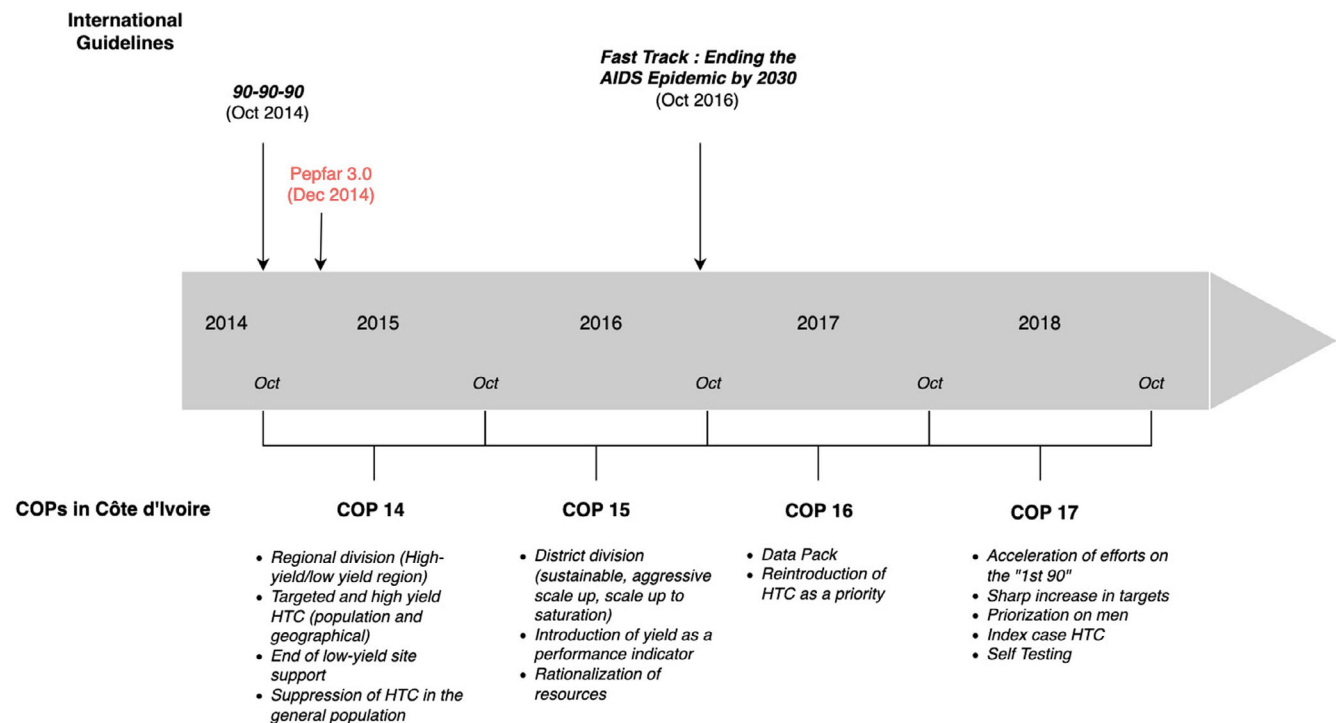


Figure 3. Timeline of PEPFAR's HTC strategies in Côte d'Ivoire (COP 14 - COP 17).

Our results also show the way in which PEPFAR was paying increasing and demanding attention to the achievement of quantified and precise objectives. In this regard, a PEPFAR representative said:

"I believe in the tyranny of averages. I don't like lumping countrywide data or even province-wide data together. You lose the amazing positive deviance that provides insight into innovative solutions that are key to delivering services and improving quality. Data have to be accessible, and granular by age and gender so you have a clear understanding of who you are reaching, how you are reaching them, and what is working." [in [38]].

This statement is problematic at three levels.

First, this discourse on the supremacy of numbers contrasts with the uncertain nature of epidemiological estimates. The successive re-estimates of the number of PLHIV in Côte d'Ivoire made by UNAIDS, and on which PEPFAR bases its targets, contributed to significant variations in testing targets. Estimation methods are refined over time, making it possible to get closer to epidemiological realities; although each re-estimation reveals past approximations and errors [39].

Second, the increasingly fine disaggregation required by the donor (by district, age, gender, status, etc.) contrasted with the lack of quality epidemiological data [25] available both at the district level and in relation to the size, prevalence and geographical location of key populations. The Population-Based HIV Impact Assessment (PHIA) survey of Côte d'Ivoire, funded by PEPFAR, was conducted in 2017 (three years after the first geographical breakdown) to provide more accurate data. Despite the size of the survey (approximately 10,000

households), HIV prevalence estimates could not be produced at the district level.

Third, these discourses on "accessible" data was not in line with the opacity of the methodology and data used by PEPFAR to define its objectives [40]. While the disaggregation of targets was increasingly detailed in the various COPs, no narrative explained the methodology for achieving it. For implementing NGOs, this methodology was often perceived as opaque, with no direct link to the realities they experienced in the field: "We don't know anything at all! When objectives arrive, it is barely if you know where they come from" (clinical NGO, Executive Director). A gap was widening between decision makers and those responsible for implementation.

Finally, whereas higher testing yield strategies are considered as being better value for money as they lead to more new HIV diagnoses for the same amount of money spent on testing, the results suggest failure, as yield has decreased over time. However, declining yields also reflect the fact that the easiest to reach people living with HIV have already been diagnosed and the remaining undiagnosed population is fewer and require more efforts. The significant resources deployed on improving testing yields have made testing approaches more complex to implement (e.g. requiring the development of detailed maps, implementation of risk assessment tools before HTC is proposed, refusal to screen "off-target" individuals wishing to know their status). The focus on testing yield can undermine progress towards the first 90 in a context where most undiagnosed PLHIV are in the general population. Placing importance on quantified evaluations of activities can become counterproductive, by limiting the time dedicated to conducting testing activities [41], or because local implementers adopt strategies to bypass them [42].

From 2014 to 2018, it appeared that Pefpar adopted a trial and error approach. On one side, the financial crisis situation in the early 2010s led initially to the implementation of strategies focused on rationalizing resources and the need to develop high-yield HTC (COPs 14 and 15). On the other side, the objective of achieving the 90-90-90 by 2020 and the "Fast Track" has emphasized the need to rapidly expand coverage of HTC, focusing on increasing the number of new HIV diagnoses (COPs 16 and 17).

5 | CONCLUSIONS

The implementation of targeted HTC through Pefpar 3.0 was characterized by its fragmentation, acceleration and disconnection from the services delivering HTC, due to various factors: the annual and noncommittal COP system that persists despite the longevity of the Pefpar; alignment of programs with objectives based on imperfect data with continuous ongoing readjustments; and the absence of clearly identified HTC testing approaches in the Ivorian context of a mixed epidemic, oscillating between rationing resources and expanding HTC coverage. These trials and tribulations raised the question of the real and long-term effectiveness of annually-revised strategies which widen an increasingly pronounced gap between the realities of the implementing actors on the ground and the objectives set in Washington.

AUTHORS' AFFILIATIONS

¹PAC-CI/ANRS Research Site Program, Treichville University Hospital, Abidjan, Ivory Coast ; ²Centre Population et Développement (Ceped), Université Paris Descartes, IRD, Inserm, Paris, France ; ³Institut de Recherche et Développement (IRD), Paris, France

COMPETING INTERESTS

Authors declare no competing interests.

AUTHORS' CONTRIBUTIONS

AB conducted the research and wrote the first draft of the manuscript. JL contributed to the interpretation and presentation of the findings. All authors approved the final version of the manuscript for submission.

Abbreviations

COP, Country Operational Plan; HTC, HIV Testing and Counselling; NGO, Non-Governmental Organization; Pefpar, President's Emergency Plan for AIDS Relief; Un aids, Joint United Nations Programme on HIV/AIDS.

Acknowledgements

We thank all study participants who agreed to be interviewed. We thank P Msellati and S Carillon for helpful discussions and comments.

The members of the ANRS 12323 DOD-CI Study Group are as follows

Côte d'Ivoire: Nelly Assoumou (PAC-CI), Anne Bekelynck (PAC-CI), Christine Danel (PAC-CI), Mohamed Doumbia (Institut d'Ethnosociologie), Mariatou Koné (Institut d'Ethnosociologie), Alexis Kouadio (Institut d'Ethnosociologie), Arsène Kra (PAC-CI), Serge Niangoran (PAC-CI), Honoré Quantchi (Institut d'Ethnosociologie), Lazare Sika (ENSEA). France: Séverine Carillon (Ceped), Maxime Inghels (Ceped), Joseph Larmarange (IRD, Ceped).

FUNDING

The study was funded by the French National Research Agency on AIDS and viral hepatitis (ANRS, <http://www.anrs.fr>, grant number: ANRS 12323).

REFERENCES

1. Un aids. Knowledge is power — Know your status, know your viral load. Geneva: Un aids. 2018. 92 p.
2. TEMPRANO ANRS 12136 Study Group, Danel C, Moh R, Gabillard D, Badje A, Le Carrou J, et al. A Trial of Early Antiretrovirals and Isoniazid Preventive Therapy in Africa. *N Engl J Med*. 2015;373(9):808–22.
3. Castilla J, Del Romero J, Hernando V, Marincovich B, García S, Rodríguez C. Effectiveness of highly active antiretroviral therapy in reducing heterosexual transmission of HIV. *J Acquir Immune Defic Syndr*. 2005;40(1):96–101.
4. Bunnell R, Ekwaru JP, Solberg P, Wamai N, Bikaako-Kajura W, Were W, et al. Changes in sexual behavior and risk of HIV transmission after antiretroviral therapy and prevention interventions in rural Uganda. *AIDS*. 2006;20(1):85–92.
5. Ithibu A. Domestic financial contributions to HIV, tuberculosis and malaria responses remain low. *Aidspace Newsletter*. 2018;340:19–25.
6. Ministry of Health, Côte d'Ivoire. Côte d'Ivoire Population-based HIV Impact Assessment (CI-PHIA) 2017-2018. Preliminary Findings. Ministry of Health, Côte d'Ivoire; 2018.
7. Marum E, Taegtmeier M, Parekh B, Mugo N, Lembariti S, Phiri M, et al. 'What took you so long?' The impact of Pefpar on the expansion of HIV testing and counseling services in Africa. *J Acquir Immune Defic Syndr*. 2012;60 Suppl 3:S63–69.
8. WHO, UNAIDS. Guidance on Provider-Initiated HIV Testing and Counselling in Health Facilities. Geneva: WHO, UNAIDS; 2007. 60 p.
9. Ministère de la Santé et de l'Hygiène Publique. Document de politique, normes et procédures du conseil et dépistage du VIH en Côte d'Ivoire, 2009. Abidjan: Ministère de la Santé et de l'Hygiène Publique; 2010. 50 p.
10. Maheu-Giroux M, Vesga JF, Diabaté S, Alary M, Baral S, Diouf D, et al. Changing dynamics of HIV transmission in Côte d'Ivoire: modeling who acquired and transmitted infections and estimating the impact of past HIV interventions (1976–2015). *J Acquir Immune Defic Syndr*. 2017;75(5):517–27.
11. Un aids. Un aids Data 2018. Geneva: Un aids. 2018. 376 p.
12. Un aids. Global Plan towards the Elimination of New HIV Infections among Children by 2015 and Keeping Their Mothers Alive. Geneva: Un aids; 2011. 48 p.
13. Pefpar. Pefpar blueprint: Creating an AIDS-free generation. Washington, DC: Pefpar; 2012. 64 p.
14. United Nations. Political Declaration on HIV and AIDS: Intensifying Our Efforts to Eliminate HIV and AIDS. 65th Session, 8 June 2011. [Internet]. New York: UN General Assembly (UNGASS); 2011 [cited 2019 Jun 29]. Available from: http://www.unaids.org/sites/default/files/sub_landing/files/20110610_UN_A-RES-65-277_en.pdf
15. Un aids. 90–90–90 - An ambitious treatment target to help end the AIDS epidemic. Geneva: Un aids; 2014. 40 p.
16. United Nations GA. Political Declaration on HIV and AIDS: On the Fast Track to Accelerating the Fight against HIV and to Ending the AIDS Epidemic by 2030. New York: United Nations GA; 2016. 26 p.
17. Jamieson D, Kellerman SE. The 90 90 90 strategy to end the HIV Pandemic by 2030: Can the supply chain handle it? *J Int AIDS Soc* [Internet]. 2016 Jun 30 [cited 2019 May 6];19(1). Available from: <https://www.ncbi.nlm.nih.gov/pmc/articles/PMC4930545/>
18. Dutta A, Barker C, Kallarakal A. The HIV Treatment Gap: Estimates of the Financial Resources Needed versus Available for Scale-Up of Antiretroviral Therapy in 97 Countries from 2015 to 2020. *PLoS Med*. 2015;12:e1001907; discussion e1001907.
19. Atun R, Chang AY, Ogbuonji O, Silva S, Resch S, Hontelez J, et al. Long-term financing needs for HIV control in sub-Saharan Africa in 2015–2050: a modelling study. *BMJ Open*. 2016;6:e009656.
20. United Nations. Report of the UN Secretary-General on the Implementation of the Declaration of Commitment on HIV/AIDS and the political declarations on HIV/AIDS (72nd session of the General Assembly, 3 April 2018). Washington, DC: United Nations. 2018. 20 p.
21. Kimmel AD, Nash D. HIV prevention resources: time to move toward affordability. *Lancet HIV*. 2017;4(5):e191–3.
22. Pefpar. The President's Emergency Plan for AIDS Relief: Next Generation Indicators Reference Guide. Washington, DC: Pefpar; 2009. 208 p.

23. Lyerla R, Murrill CS, Ghys PD, Calleja-Garcia JM, DeCock KM. The use of epidemiological data to inform the PEPFAR response. *J Acquir Immune Defic Syndr*. 2012;60 Suppl 3:S57–62.
24. Padian NS, Holmes CB, McCoy SI, Lyerla R, Bouey PD, Goosby EP. Implementation science for the US President's Emergency Plan for AIDS Relief (PEPFAR). *J Acquir Immune Defic Syndr*. 2011;56(3):199–203.
25. Porter LE, Bouey PD, Curtis S, Hochgesang M, Idele P, Jefferson B, et al. Beyond indicators: advances in global HIV monitoring and evaluation during the PEPFAR era. *J Acquir Immune Defic Syndr*. 2012;60 Suppl 3:S120–26.
26. PEPFAR TO of the USGAC (OGAC). PEPFAR 3.0. Controlling the Epidemic: Delivering on the Promise of an AIDS-free Generation. A/GIS/GPS; 2014.
27. Zarocostas J. Funding crisis threatens global fight against HIV/AIDS. *Lancet Infect Dis*. 2012;12(1):13–4.
28. UNAIDS. How to get to Zero: Faster, Smarter, Better. Geneva: UNAIDS; 2011. 52 p.
29. Kenworthy N, Thomann M, Parker R. From a global crisis to the 'end of AIDS': New epidemics of significance. *Global Public Health*. 2018;13(8):960–71.
30. Holmes CB, Blandford JM, Sangrujee N, Stewart SR, DuBois A, Smith TR, et al. PEPFAR'S past and future efforts to cut costs, improve efficiency, and increase the impact of global HIV programs. *Health Aff*. 2012;31(7):1553–60.
31. UNAIDS. Gap Report 2014. Geneva: UNAIDS; 2014. 422 p.
32. UNAIDS. 2013 UNAIDS Report on the global AIDS epidemic. Geneva: UNAIDS; 2013. 198 p.
33. UNAIDS. AIDS data. Geneva: UNAIDS; 2016.
34. UNAIDS. Addressing a blind spot in the response to HIV — Reaching out to men and boys. Geneva: UNAIDS; 2017. 76 p.
35. WHO, UNAIDS. WHO, UNAIDS statement on HIV testing services: new opportunities and ongoing challenges. Geneva: WHO, UNAIDS; 2017. 8 p.
36. Marten MG. From emergency to sustainability: shifting objectives in the US Government's HIV response in Tanzania. *Global Public Health*. 2017;12(8):988–1003.
37. Ingram A. Governmentality and security in the US President's Emergency Plan for AIDS Relief (PEPFAR). *Geoforum*. 2010;41(4):607–16.
38. Das P, Deborah L. Birx: on a mission to end the HIV/AIDS epidemic. *Lancet*. 2016;388(10060):2583.
39. Larmarange J. HIV prevalence estimates : the new deal in Sub-Saharan African since 2000. In: Coriat B, editor. The political economy of HIV/AIDS in developing countries: TRIPS, public health systems and free access [Internet]. Cheltenham: E. Elgar; 2008 [cited 2019 Jun 11]. p. 169–89. Available from: <http://www.documentation.ird.fr/hor/fdi:010045400>
40. Kavanagh MM, Baker BK. Governance and transparency at PEPFAR. *Lancet Glob Health*. 2014;2(1):e13–14.
41. Assoumou N, Bekelynck A, Carillon S, Kouadio BA, Ouantchi H, Doumbia M, et al. Organisation du financement du dépistage du VIH à base communautaire en Côte d'Ivoire: une recherche d'efficience potentiellement contre-productive? *Médecine et Santé Tropicales*. 2019;29:286–92.
42. Kouadio A, Carillon S, Bekelynck A, Assoumou N, Danel C, Ouantchi H, et al. Dépistage du VIH « hors les murs » en Côte d'Ivoire : des prestataires communautaires sous pression. In Abidjan: poster TUPDC152; 2017.