



HAL
open science

Modelling the key role of microorganisms in C and N cycles of a cereal-legume agrosystem

Hatem Ibrahim, Didier Blavet, Karel van den Meersche, Céline Blitz-Frayret, Abdessatar Hatira, Frédéric Gérard, Jean-Jacques Drevon, Marc Pansu

► **To cite this version:**

Hatem Ibrahim, Didier Blavet, Karel van den Meersche, Céline Blitz-Frayret, Abdessatar Hatira, et al.. Modelling the key role of microorganisms in C and N cycles of a cereal-legume agrosystem. Goldschmidt 2019, Aug 2019, Barcelone, Spain. . ird-02508805

HAL Id: ird-02508805

<https://ird.hal.science/ird-02508805>

Submitted on 16 Mar 2020

HAL is a multi-disciplinary open access archive for the deposit and dissemination of scientific research documents, whether they are published or not. The documents may come from teaching and research institutions in France or abroad, or from public or private research centers.

L'archive ouverte pluridisciplinaire **HAL**, est destinée au dépôt et à la diffusion de documents scientifiques de niveau recherche, publiés ou non, émanant des établissements d'enseignement et de recherche français ou étrangers, des laboratoires publics ou privés.

Copyright

Hatem Ibrahim⁽¹⁾, Didier Blavet⁽²⁾, Karel Van Den Meersche⁽³⁾, Céline Blitz-Frayret⁽³⁾, Abdessatar Hatira⁽¹⁾, Frederic Gérard⁽⁴⁾, Jean-Jacques Drevon⁽⁴⁾, Marc Pansu⁽²⁾

⁽¹⁾Univ. El Manar Tunis, Faculty of Sciences, Tunisia; ⁽²⁾Univ. Montpellier, UMR Eco&Sols, Institut de Recherche pour le Développement, France; ⁽³⁾Univ Montpellier, UMR Eco&Sols, Centre de coopération Internationale en Recherche Agronomique pour le Développement, France; ⁽⁴⁾Univ. Montpellier, UMR Eco&Sols, Institut National de Recherche Agronomique, France.

Context & objective

- Most of the models published over past decades and predicting the soil organic matter transformation in the C and N cycles are based on parameters not always linked to the environment and underestimate the role of microorganisms. They are often over parameterized, which can give multiple solutions for flow calculations between state variables.
- This work proposes a parsimonious but process-based model centered on the functioning of living organisms, in order to calculate flow parameters using data on C and N stocks in decomposers, plant organs, symbiotic microorganisms, and the soil compartments in a Mediterranean wheat-legume agrosystem.

Material and Methods

Modelling approach

- The behavior of a wheat-legume agrosystem over time was modelled as a complex system according to the **System dynamics (SD) approach** (stocks, flows, feedback loops ...).
- The model's computer design was done with a systems dynamics software (Vensim®). The MOMOS decomposition module has also been written in R language, with scripts and functions available on request (<https://gitlab-ecosols.cirad.fr/>).

Model development and structure

- The whole model contains a **Plant and Symbiont module** coupled with the **core MOMOS module of organic transformations by micro-organisms of the soil**.

MOMOS as the core module

Initially proposed from a comparative prediction of ¹⁴C flows in tropical fields [1], mathematically linked to climate data, biological properties of plant residues, soil moisture and soil texture [2, 3], the MOMOS model was validated [4], and then extended to prediction of ¹⁵N flows in 6 contrasted tropical ecosystems [5]. It was then tested on cereal-legume cropping systems in a non-fertilized Mediterranean soil, to model the C and N flows between plant-organs and micro-organisms through the measurement of few state variables [6, 7]. The mathematical validity and stability of the solutions of MOMOS non linear system of differential equations were also demonstrated [8].

Notes on the whole model structure

MOMOS fluxes depend on kinetic parameters weighted by functions of soil moisture and temperature. estimated by the Soil and Water module.

Fluxes are source-dependent with constant rates ($F_i = k_i \cdot S_i$) with the following notable exceptions:

- microbial respiration ($= q_i \cdot MB^2$)
- plant production (depends on plant biomass (y) with a bell-shaped response curve of the form $F = y(1-y)/y_{max}$).
- grain filling, litter production and nodule growth & mortality (Gauss-shaped time-dependent functions).
- harvest and harvest-associated litter production (time-dependent delta function).

OM inputs into MOMOS module are reallocated into labile and stable fractions with the TAO module based on fibre fractionation data [9]

N mineralization/immobilization keeps microbial biomass C:N ratio fixed.

Soil microbial respiration and symbiotic nodules of the legume produce atmospheric CO₂. Atmospheric N₂ is fixed by the nodules. Soil inorganic N is transferred to plants and soil micro-organisms.

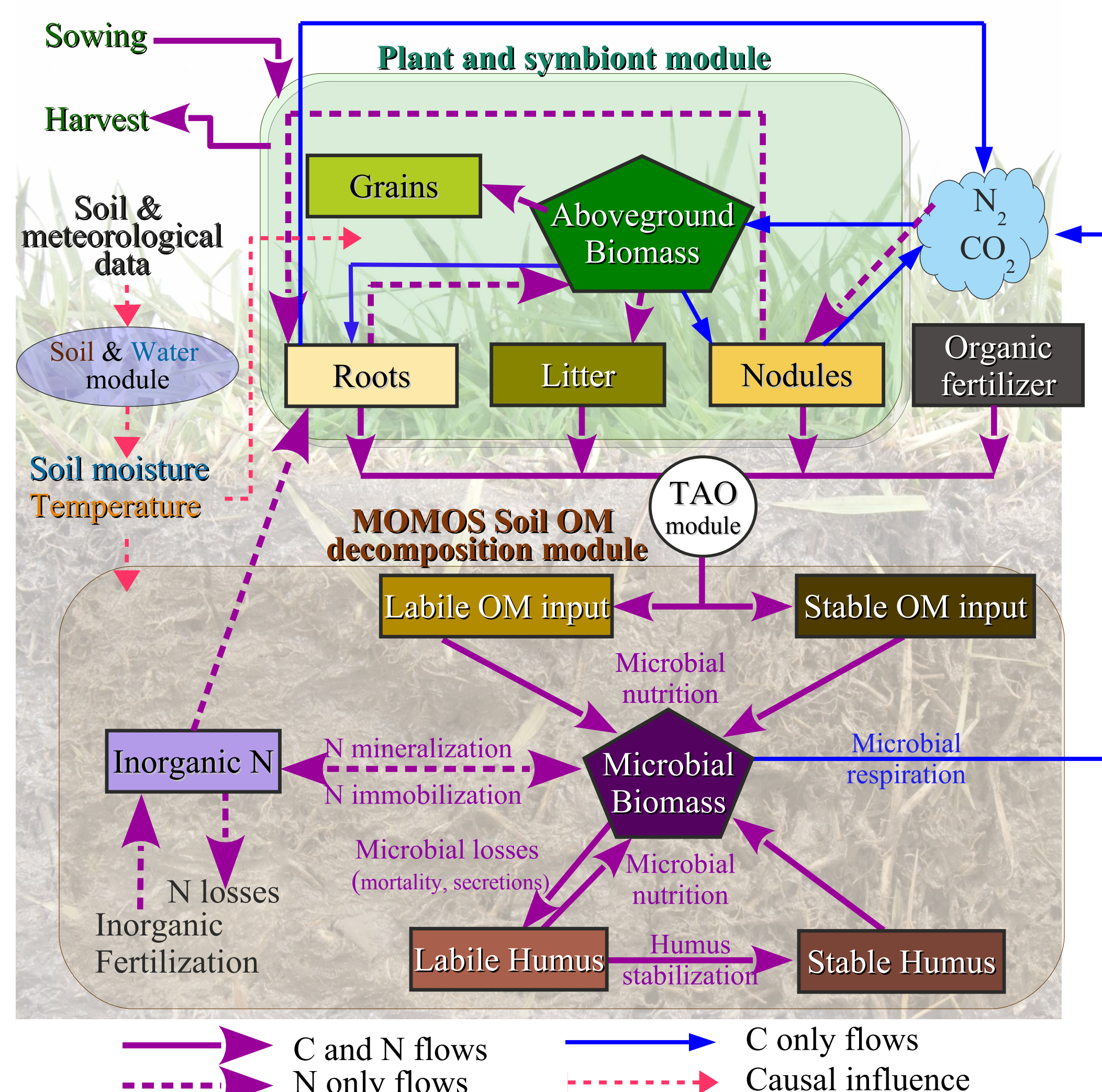


fig.1-Sketch of the whole model, including the MOMOS decomposition module.

Field experiment and data collection

(for full description cf. Ibrahim et al. (2016) [6]).

- Field experiment** in 2011, located on INRA UE Diascope station, Melgueil, France (43°37'32"N, 3°59'20"E). Climate is Mediterranean: 631 mm (4 mm Aug., 268 mm Nov.); T 2.4°C Jan. & 28.5°C Aug. Soil is loamy chromic Cambisol with decarbonated brown-reddish upper horizon (CaCO₃ < 2%, pH ~ 8.2). Three cropping systems without fertilizers were compared: faba bean (*Vicia Faba*)/ durum wheat (*Triticum durum*)/ Intercropping faba bean–durum wheat.

- Data collection for model calibration:** Daily air temperature and rainfall; Soil surface CO₂ production; Soil 0-30 cm layer texture, bulk density, total and organic C% and N%; microbial C%, N% and biomass; Plants (roots, shoots, grains) and symbiotic N₂ fixing nodules biomasses, C% and N%; fiber fractionation.



fig.2-Few steps in the field and in the labs.

Some results

1. Quick exchanges of N between microorganisms and other compartments during the growing season

- During the growing season, microbial N increases, quickly depleting the inorganic N stock (fig.3). The N flows (fig.4) between microorganisms, organic inputs and labile humus suggest rapid N exchanges.

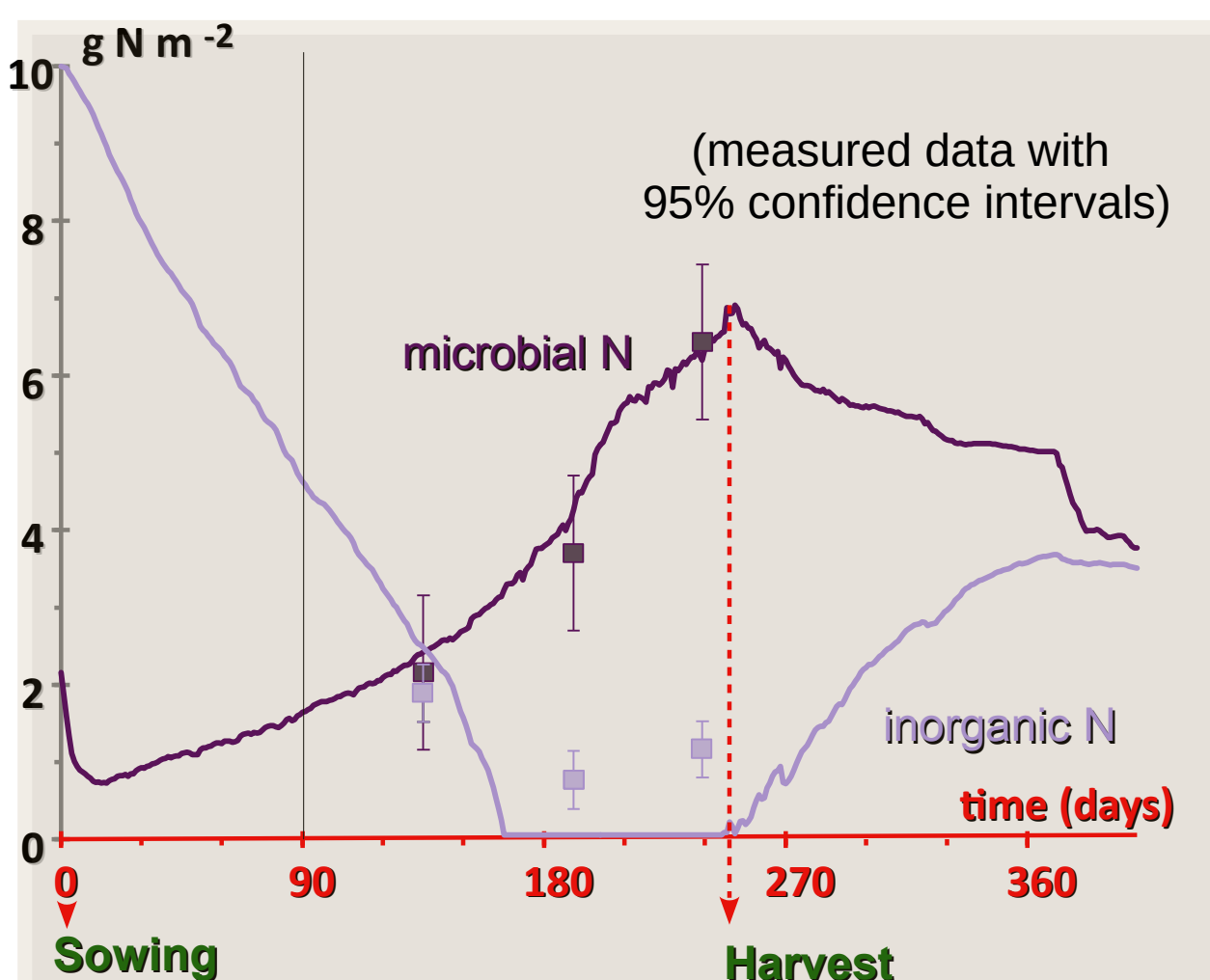


fig.3-Measured and predicted evolution of inorganic N and microbial N (faba bean in intercropping)

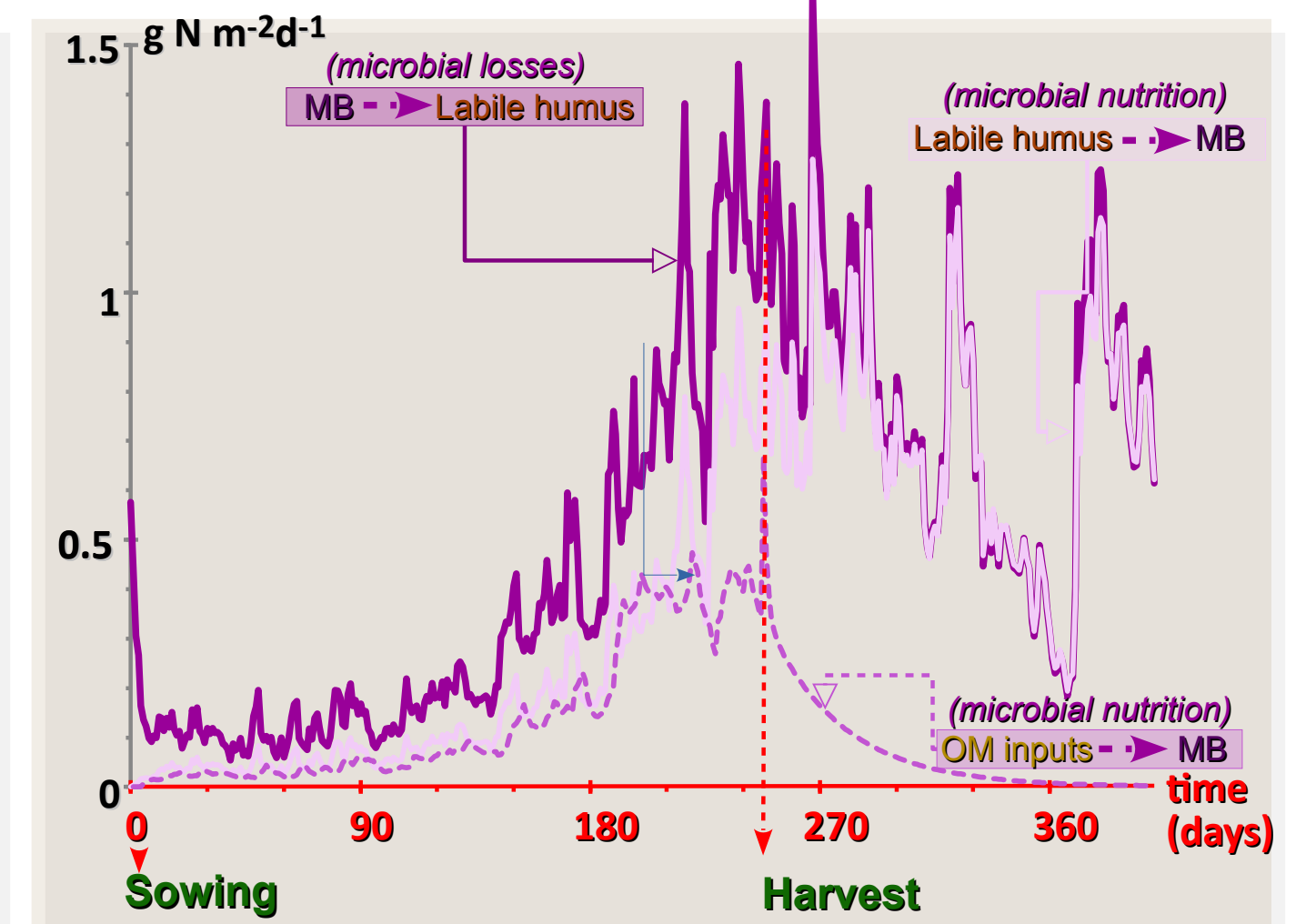


fig.4-Predicted daily N exchange between microorganisms, OM inputs and labile humus (faba bean in intercropping).

2. The soil of intercropping system appears as a sink of labile C.

- During cultivation, the C inputs in the soil from OM plant debris are greater than the C outputs by soil respiration (fig.5). However, only the labile humus increases in the soil (fig.6).

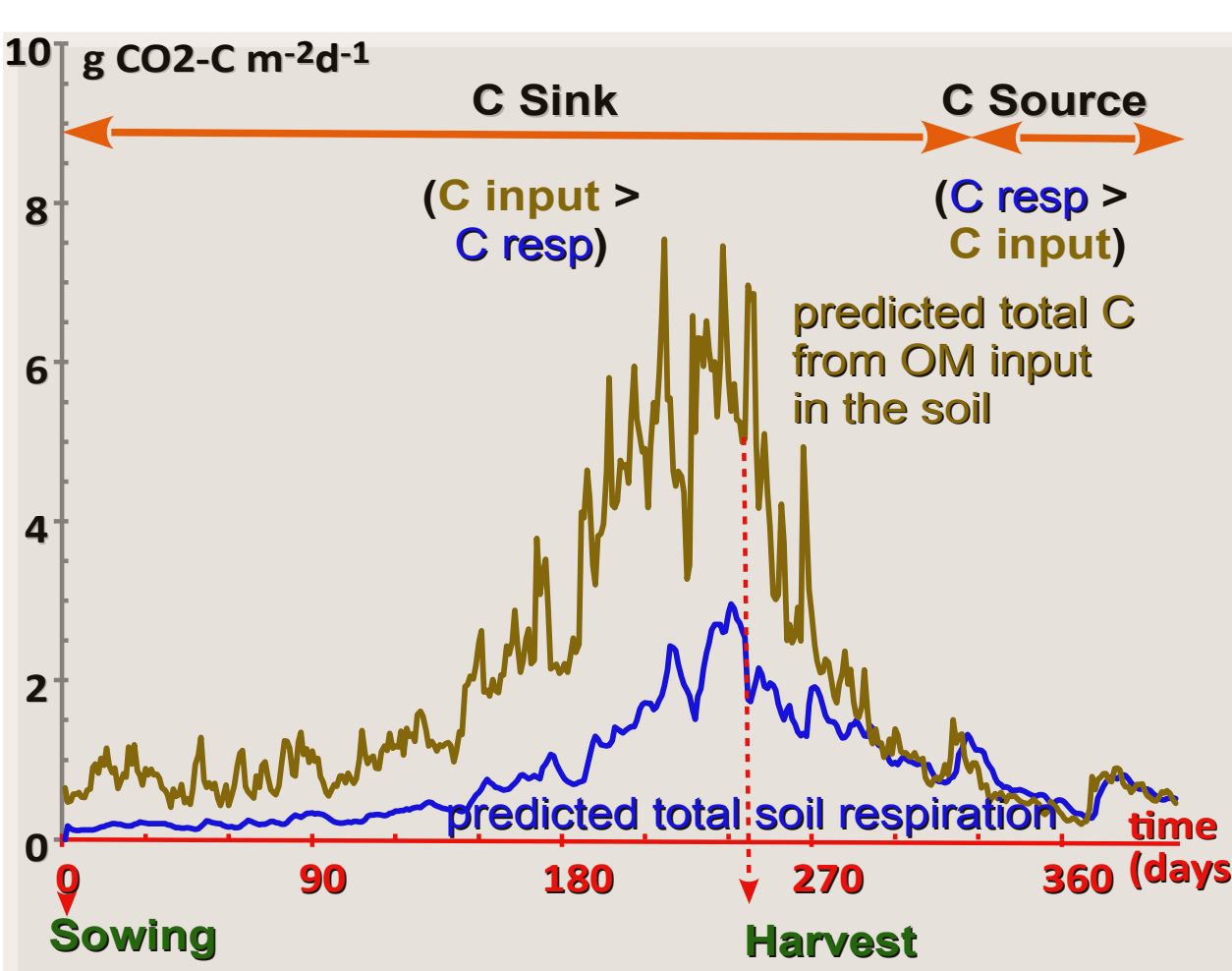


fig.5-Predicted daily balance of C inputs in soil from photosynthesised material and C losses by respiration.

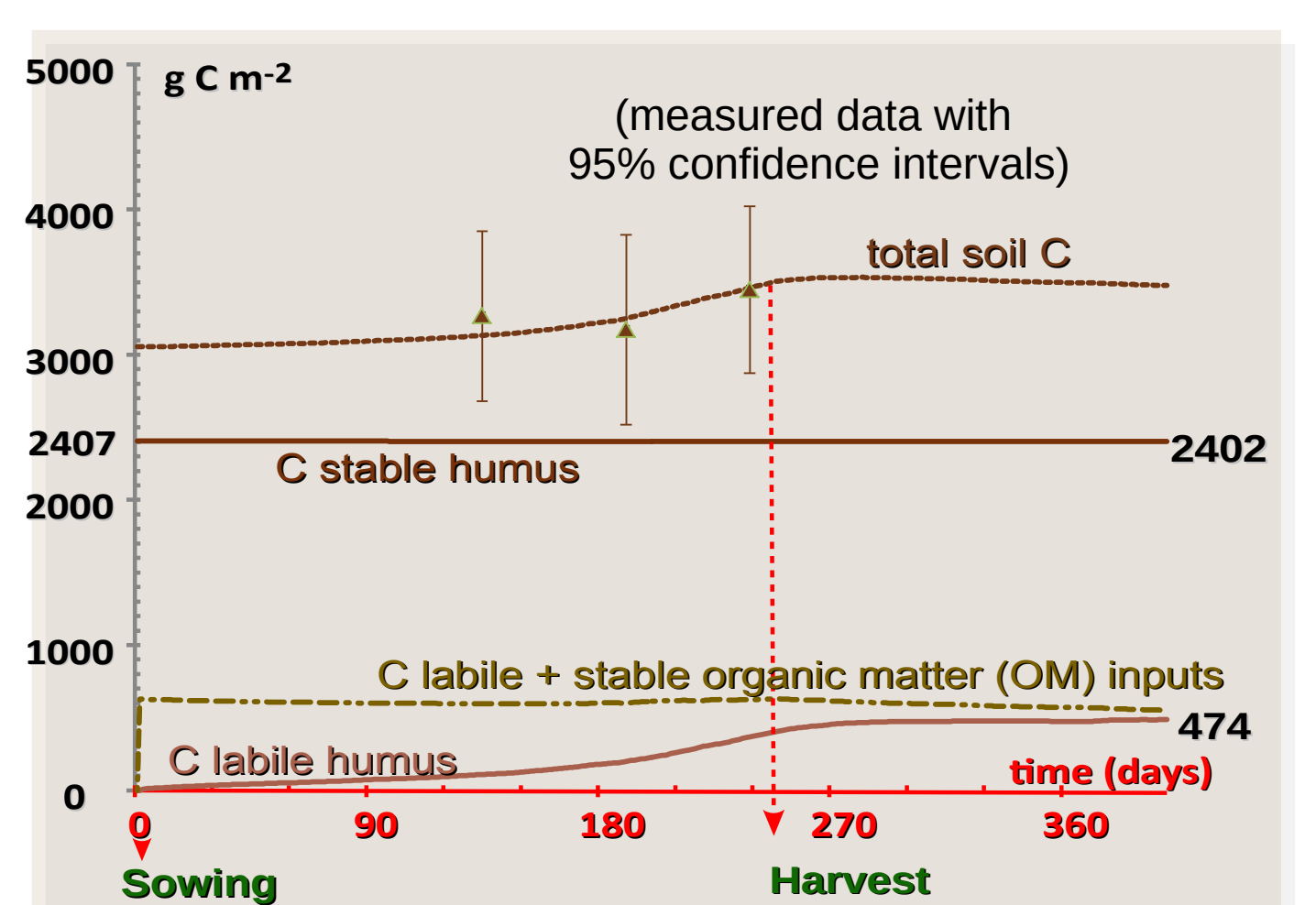


fig.6-Measured and predicted values of soil total C and modelled values of C in OM inputs and in humus.

3. The efficiency of symbiotic nodules for N₂ fixing and plant growth is improved in intercropped faba bean.

- The model is able to estimate the atmospheric nitrogen fixation by symbiotic nodules (fig.7). It predicts a better efficiency of these nodules in intercropping (fig.8), in agreement with recent data for the experimental station [10].

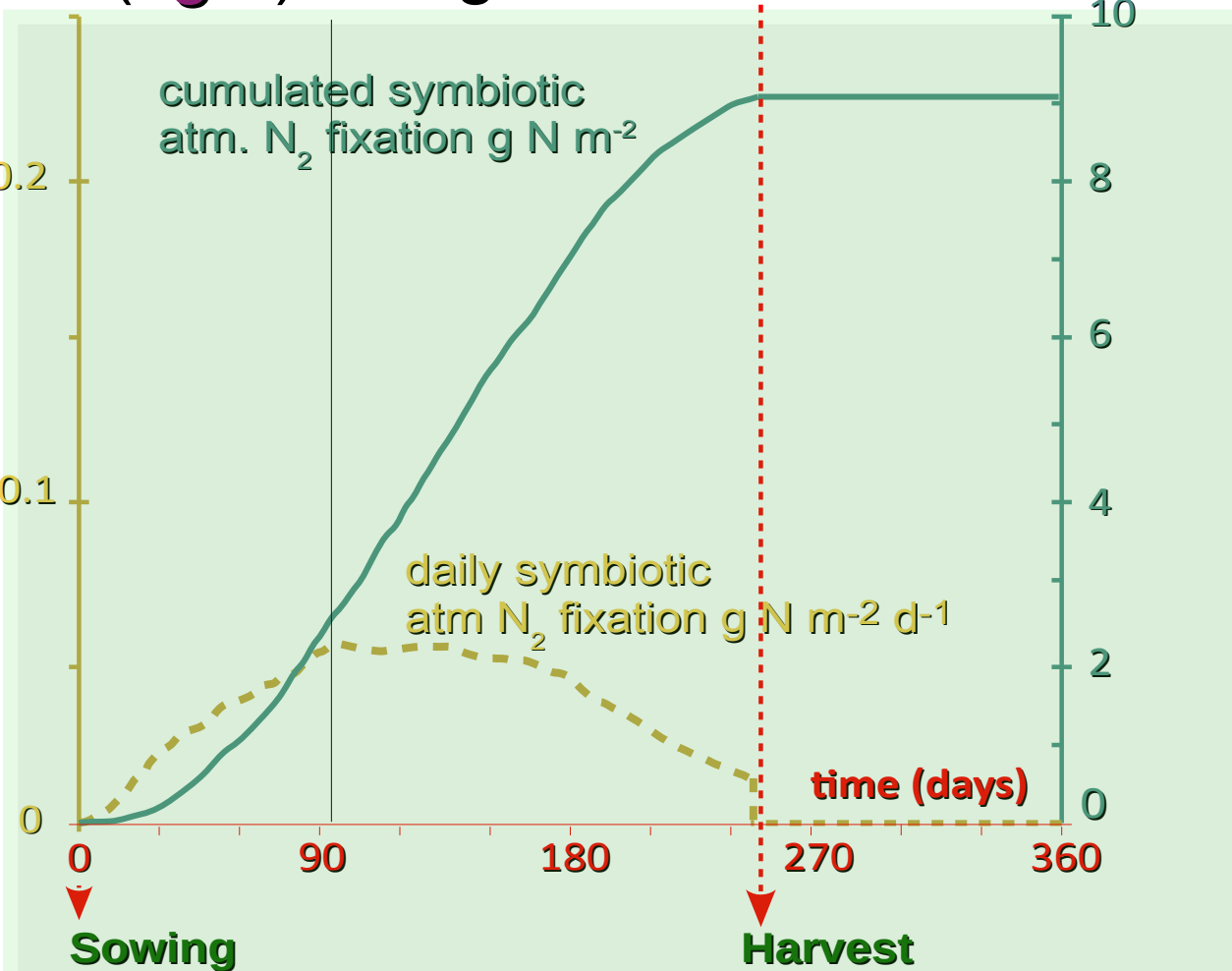


fig.7-Predicted atm. N₂ fixation by symbiotic nodules of faba bean (intercropping system).

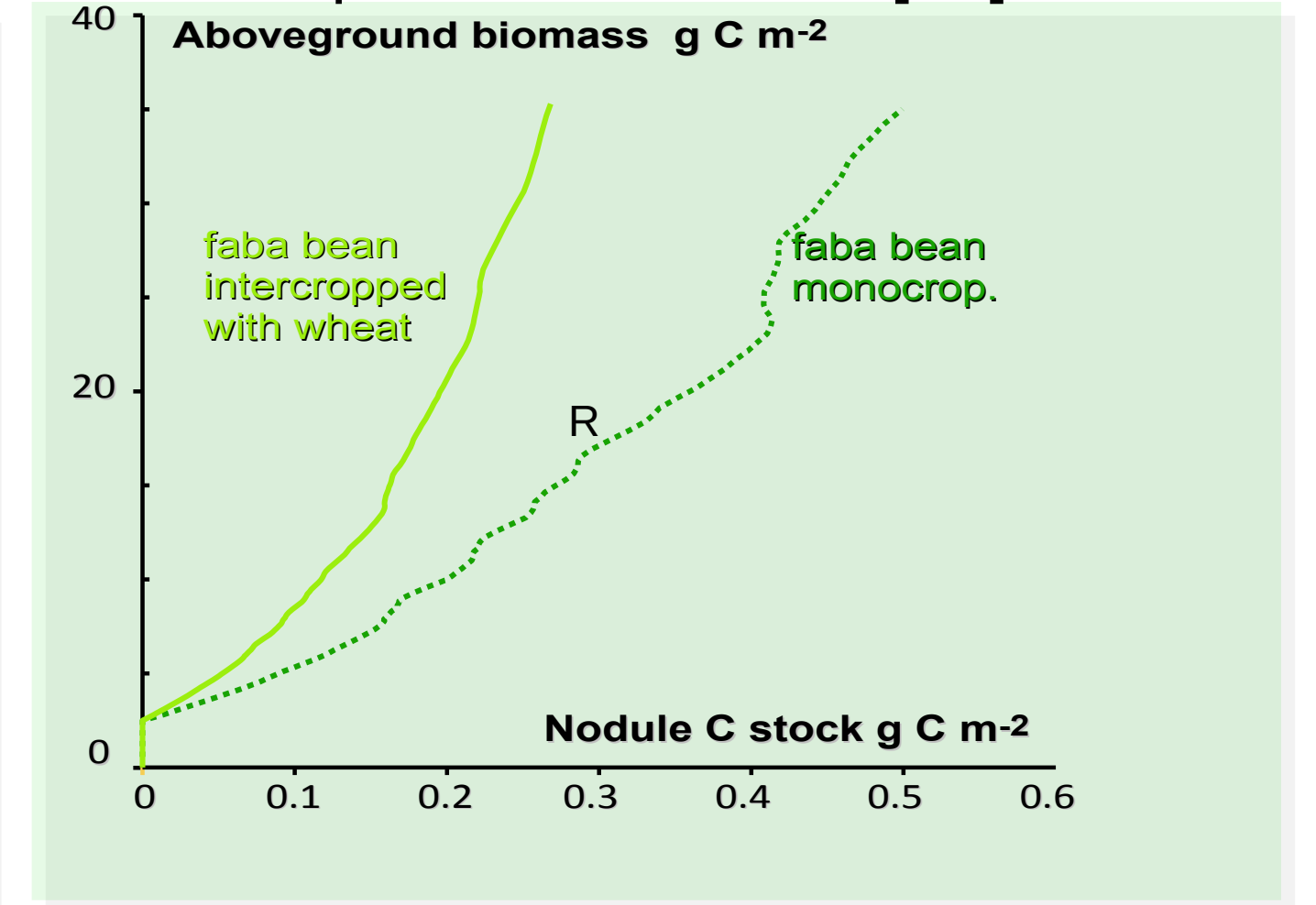


fig.8-Predicted relationships between shoot C and nodule C of faba bean (mono and intercropping).

Conclusion & prospects

- Based on the microbial functioning scheme of MOMOS validated in mediterranean conditions, the parsimonious model presented here enables realistic estimations essential in agro-ecology and global change predictions such as plant growth and nutrition, and sometimes very difficult to measure, such as microbial and root respirations, continuous emission and sequestration of greenhouse gas CO₂, humus storage, N losses and N exchanges between decomposers, plant roots and (for legumes) nitrogen-fixing symbiotic nodules.
- This model deserves to be tested over longer durations, in various ecosystems, soils and climates for predictions and modelling evolution.

Cited references: [1] Pansu et al. (2004) *Glob. Biogeochem. Cycle* 18, GB4022. [2] Bottner et al. (2006) *Soil Biol. Biochem.* 38, 2162-2177. [3] Pansu et al. (2007) *Europ. J. Soil Sci.* 58, 775-785. [4] Pansu et al. (2010) *Glob. Biogeochem. Cycles* 24, GB1008. [5] Pansu et al. (2014) *Biogeoosci.* 11, 915-927. [6] Ibrahim et al. (2016) *Plant & Soil* 398, 381-397. [7] Pansu et al. (2018) *Soil Biol. Biochem.* 125, 185-196. [8] Hammoudi et al. (2015) *Differ. Equ. Dyn. Syst.* 23(4), 453-466. [9] Pansu and Thuriès (2012) *Soil Biol. Biochem.* 35, 37-48. [10] Kaci et al. (2018) *Plant Soil Environ.* 64(3), 138-146.

Acknowledgments: This work was part of the international program **Fabotropimed** supported by the **Agropolis Fondation of Montpellier, France (program CFP 2010-GFP)**.

The authors thank the colleagues of the **INRA Experimental Unit Diascope** for their support at the station in Mauguio, and in particular (*non-exhaustive list*) Mr. Bruno Bernazeau, Dr. Dominique Desclaux, Mr. Alain Gil, Mr. Thierry Laporte, Mr. Bruno Lorentz, Mr. Pascal Sartre, colleagues from other research units and in particular (*non-exhaustive list*) Mr. Bruno Buatots (Cefe-CNRS) for help in the microbial analyzes and soil water retention measurements, Mr. Jean-Luc Marger (UPR Recycling and Risk, CIRAD) for fiber fractionation of plant parts, Dr. Odile Domergue (UMR LSTM) for help in field sampling, Pr. Bernard Saugier (Paris Sud Univ.), Pr. Bernard Nicolardot (Agrosup Dijon), Dr. Nathalie Fromin (Cefe-CNRS) for their help on plant eco-physiology and microbial ecology. The authors thank also the present or former researchers, engineers, technicians and students of the **UMR Eco&Sols** who contributed to the realization of this work in the field or in the laboratory or in the office, in particular (*non-exhaustive list*) Mr. Didier Arnal, Mr. Jean-Louis Aznar, Dr. Bernard Barthès, Dr. Martial Bernoux, Dr. Eric Blanchart, Dr. Nadhem Brahimi, Mr. Emmanuel Bourdon, Mr. Didier Brunet, Dr. Jean-Luc Chotte, Ms. Petra Couderc, Mr. Maxime Duthoit, Dr. Ghilès Kaci, Dr. Ernest Kouakoua, Ms. Hélène Guillemain, Dr. Alaaeddine Hammoudi, Dr. Jean-Michel Harmand, Dr. Philippe Hinsinger, Dr. Christophe Jourdan, Ms. Patricia McDonald, Pr. Claire Marsden, Mr. Farid Meddaci, Ms. Agnès Martin, Ms. Catherine Pernot, Mr. Oussama Remadnia, Mr. Alain Rocheteau, Mr. Gérard Souche, Ms. Michelle Tigny, Ms. Joëlle Toucet, Ms. Manon Villeneuve.